

HedgeTM

Aluminium Garden Edging



Made by landscapers
for landscapers

www.hedge.net.au

Modern landscaping, requires modern edging

Installation

Above or below ground installation with concealed fixings

Straight Lines

Designed for stability, creating professional looking garden borders in minutes.

Anodised Finish

Scratch resistant, salt resistant, corrosion resistant

Aluminium Garden Edging

Hedge™

Modern landscaping, requires modern edging

Cutting

Cut Hedge Aluminium Garden Edging with hack saw or electric drop saw for best results



Corner

Create right angles minus the power tools



Joining

Seamlessly join your garden edging, no nails, no screws

Garden Borders, Lawns & Paths

Quickly and easily transform your home with a smart range of garden edging products designed to make gardening easy

Modern landscaping, requires modern edging

Product Features

- Provides a neat edge separating lawn, mulch, pavers, gravel
- Fast and easy to install
- Flexible, easily installed in a straight lines or curve
- Patented joining and assembly system
- Can be cut to any length
- Steel anchoring spikes (250mm)
- Made from Structural Grade Aluminium, long lasting finishes
- Weather resistant, maintenance free, 100% RECYCLABLE
- Above or below ground installation

Product Description

Hedge Aluminium Garden Edging allows you to easily create perfect lines or gentle curves between your garden beds and lawns. The edging lengths simply join together and are held in place with steel fixing spikes and anchors.

Smart Design

Hedge Garden Products are all designed to be clean, modern and on-trend. Providing homeowners and landscaping professionals with a range of products designed for the job.

Applications

- Garden Borders
- Lawn Edge
- Pebble Paths
- Artificial Lawn

Size

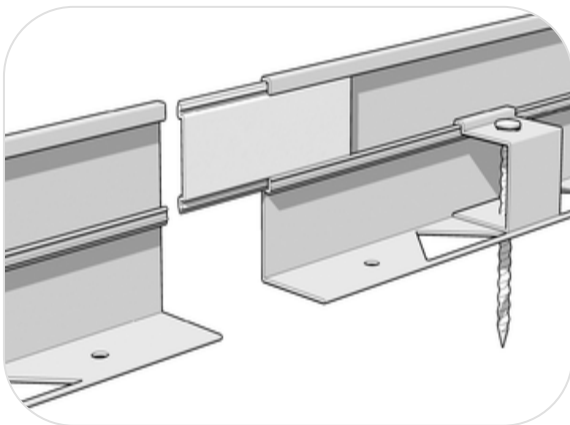
2900mm lengths + custom sizes available upon request



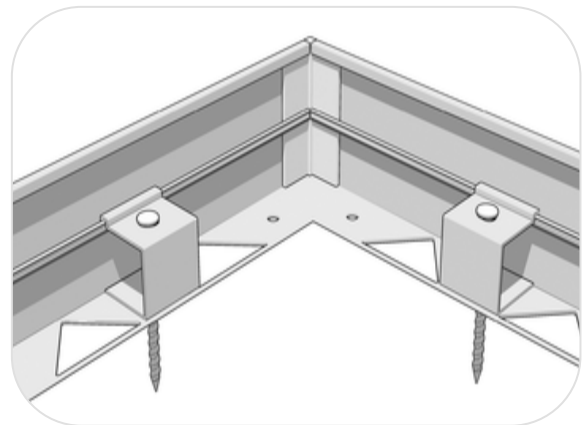
Modern landscaping, requires modern edging

Where a division of materials is required.

Applications / Installation	40mm	75mm	100mm
Lawn / Artificial Grass	✓	✓	✓
Raised Garden Bed	✓	✓	✓
Paths / Walkways / Driveways	✓	✓	✓
Tree Surrounds	✓	✓	✓
Curves	✓	✓	✓
Above / Below Ground Installation	✓	✓	✓
Product Code (Clear Anodised)	YB PR 40	YB – GE 75	YB – GE 100
Length	2900mm	2900mm	2900mm
Height	40mm	75mm	100mm
Width	5mm	5mm	5mm




Easy to join




Patented Fixing System

Modern landscaping, requires modern edging

Powder Coated



Charcoal



Black



Rust


Anodised



Clear

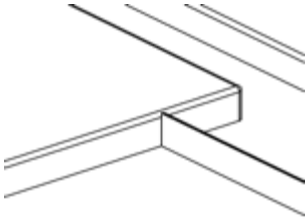


Brushed Grey



Brushed Copper

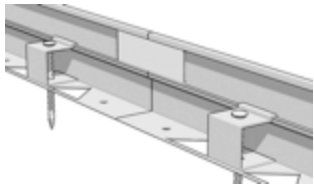
Modern landscaping, requires modern edging



1. Prepare

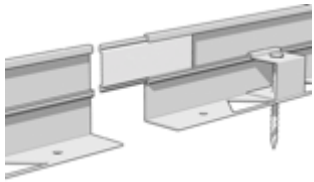
Place Aluminium Garden Edging lengths into position. Hedge Garden edging can be installed above or below ground.

Curves & straight lines are easily achieved



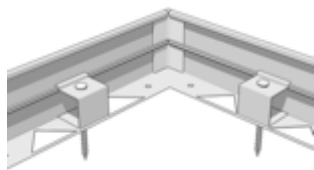
2. Fixing

Install 1 Fixing Spike & Spike Connector every 800mm to achieve a firm hold and professional result.



3. Joining

Straight Lines: Use 1 Hedge Straight Joiner when joining garden edging lengths together.



Corner: Use 1 Hedge Corner Joiner when fixing garden edging at 90 degree right angles.



4. Cutting

For best results, cut Aluminium Garden Edging using an electric wood drop saw or hack saw



5. Finish

Once you have completed the installation of your Aluminium Garden Edging, simply backfill materials against your new garden edge to the desired depth.

*Hedge Aluminium Garden Edging can be used on new or existing garden beds and landscape projects of all sizes.



We help you to create award-winning outdoor spaces

We love life and the outdoors

That's why we developed a range of garden and landscaping products designed to meet the demands of today's modern homes and lifestyles.

We choose to manufacturer our products using only quality materials and superior finishes.

Hedge,

Products made by landscapers,
for landscapers



Head Office

21st Floor The Phoenix Building
No. 23 Luard Rd, Wan Chai
Hong Kong

+852 9673 7145

www.hedge.net.au

hello@hedge.net.au